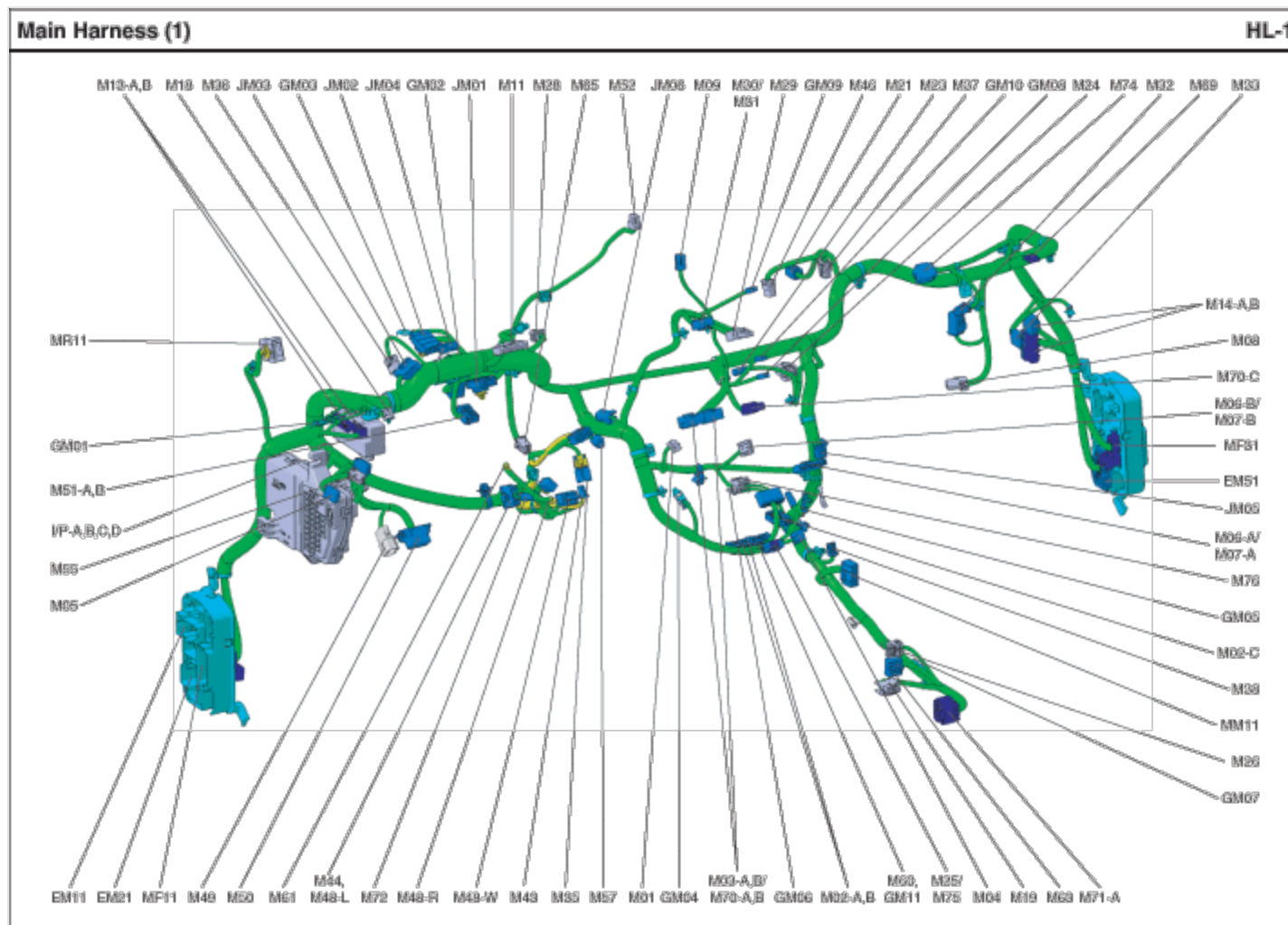


Harness Layouts



Main Harness

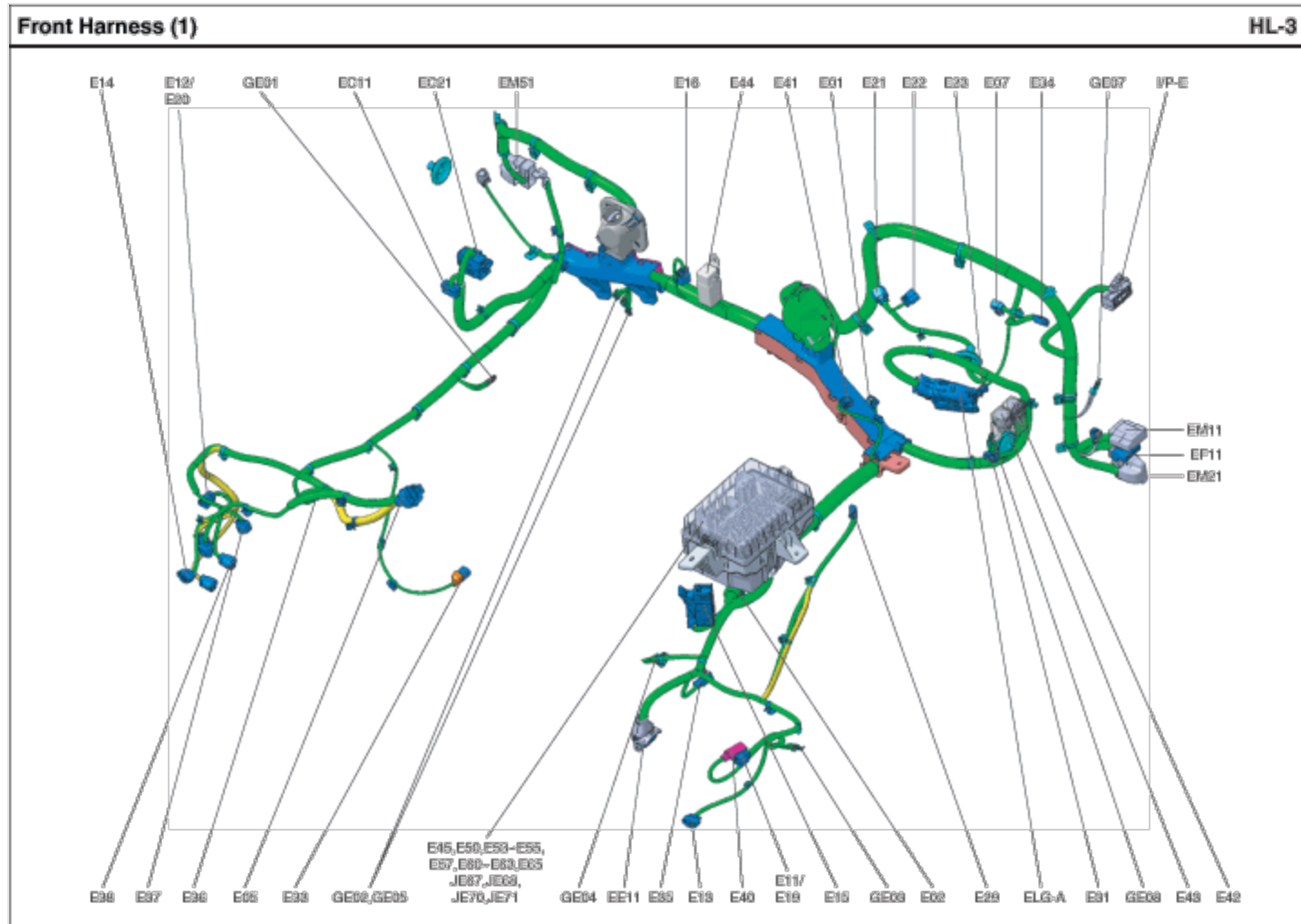


Main Harness (2)**HL-2****MAIN HARNESS**

M01	Incar Temperature Sensor (Auto A/C)	M37	Intake Actuator	JM03	Joint Connector
M02-A	BCM	M38	Smart key Interior Antenna #1	JM04	Joint Connector
M02-B	BCM	M43	Ignition key ILL. & Door Warning Switch	JM05	Joint Connector
M02-C	BCM	M44	Key Solenoid	JM06	Joint Connector
M03-A	Audio	M46	Mode Actuator	EM11	Connection With Front Harness
M03-B	Audio	M48-L	Multifunction Switch (Light)	EM21	Connection With Front Harness
M04	Front Power Outlet	M48-R	Multifunction Switch (Remote Control)	EM51	Connection With Front Harness
M05	ESC & PAS Switch	M48-W	Multifunction Switch (Wiper)	MF11	Connection With Floor Harness
M06-A	A/C Control Module (Manual)	M49	Stop Signal Relay	MF31	Connection With Floor Harness
M06-B	A/C Control Module (Manual)	M50	Data Link Connector	MM11	Connection With Console EXT. Harness
M07-A	A/C Control Module (Auto)	M51-A	PDM	MR11	Connection With Roof Harness
M07-B	A/C Control Module (Auto)	M51-B	PDM	GM01	Ground
M08	Blower Motor	M52	Auto Light & Photo Sensor	GM02	Ground
M09	Center Speaker	M55	Rheostat	GM03	Ground
M11	Instrument Cluster	M57	Start Stop Button Switch	GM04	Ground
M13-A	ICM Relay Box	M60	MTS Module	GM05	Ground
M13-B	ICM Relay Box	M61	Steering Angle Sensor	GM06	Ground
M14-A	Smart Key Control Module	M63	Sport Mode Switch	GM07	Ground
M14-B	Smart Key Control Module	M65	Temperature Actuator	GM08	Ground
M18	Trip Switch	M69	Tire Pressure Monitoring Module	GM09	Ground
M19	YAW Rate Sensor	M70-A	A/V & Navigation Head Unit	GM10	Ground
M21	Cluster Ionizer (Auto A/C)	M70-B	A/V & Navigation Head Unit	GM11	Ground
M23	Evaporator Sensor	M70-C	A/V & Navigation Head Unit		
M24	FET (Field Effect Transistor)	M71-A	SRS Control Module		
M25	AUX & USB Jack (W/O Navigation)	M72	Driver Air Bag		
M26	ATM Shift Lever IND.	M74	Passenger Air Bag		
M28	ADS Actuator	M75	AUX & USB Jack (With Navigation)		
M29	External Keyboard (W/O Navigation)	M76	Multi Gauge		
M30	Multi Monitor (W/O Navigation)	I/P-A	Connection With Smart Junction Box		
M31	Front Monitor (With Navigation)	I/P-B	Connection With Smart Junction Box		
M32	Glove Box Lamp	I/P-C	Connection With Smart Junction Box		
M33	Glove Box Lamp Switch	I/P-D	Connection With Smart Junction Box		
M35	Ignition Switch	JM01	Joint Connector		
M36	Immobilizer Module	JM02	Joint Connector		

Harness Layouts

**Front Harness**



Front Harness (2)

HL-4

FRONT HARNESS

E01	Accel Pedal Position Sensor	E60	Horn Relay
E02	A/C Pressure Transducer	E61	Start Relay
E05	Cooling Fan Motor	E62	RR HTD Relay
E07	Cruise Clutch Pedal Position Switch (M/T)	E63	Delcer Relay
E11	DRL & Fog Lamp LH	E65	Wiper FRT Relay
E12	DRL & Fog Lamp RH	ELG-A	ECM (G6DJ)
E13	Front Parking Assist Sensor LH	JE67	Joint Connector
E14	Front Parking Assist Sensor RH	JE68	Joint Connector
E15	ESC Module	JE70	Joint Connector
E16	Fuel Pump Resister (G6DJ)	JE71	Joint Connector
E19	Front Fog Lamp LH (W/O DRL)	JP-E	Connection With Smart Junction Box
E20	Front Fog Lamp RH (W/O DRL)	EC11	Connection With Control Harness
E21	Front Wiper Motor	EC21	Connection With Control Harness
E22	Front Delcer	EE11	Connection With Front End Module Harness
E23	Ignition Lock Switch (M/T)	EF11	Connection With Floor Harness
E29	Hood Switch	EM11	Connection With Main Harness
E31	Smart Key External Buzzer	EM21	Connection With Main Harness
E33	Oil Pressure Switch (G4KF)	EM51	Connection With Main Harness
E34	Stop Lamp Switch	GE01	Ground
E35	Front Wheel Sensor LH	GE02	Ground
E36	Front Wheel Sensor RH	GE03	Ground
E37	Washer Motor	GE04	Ground
E38	Washer Level Sensor	GE05	Ground
E40	Vacuum Pump (G4KF A/T)	GE07	Ground
E41	Vacuum Switch (G4KF A/T)	GE08	Ground
E42	Cooling Fan (High) Relay		
E43	Cooling Fan (Low) Relay		
E44	Fuel Pump Relay (Low) (G6DJ)		
E45	Multipurpose Check Connector		
E50	Vacuum Pump Relay (G4KF A/T)		
E53	IG1 Relay		
E54	IG2 Relay		
E55	ACC Relay		
E57	Dedicated DRL Relay		

Harness Layouts



Control Harness

Control Harness (1)

HL-5

G4KF

CHG97,CHG99,
EC11,EC21,
JCH82-JCH84

CHG13-2 CHG18-3 CHG18-4 CHG17 CHG16 CHG11 CHG24-4 CHG13-1 GHG02 CHG04 CHG19 CHG50 CHG45

CHG78

CHG77

CHG76

CHG-T

CHG-A

CHG-K

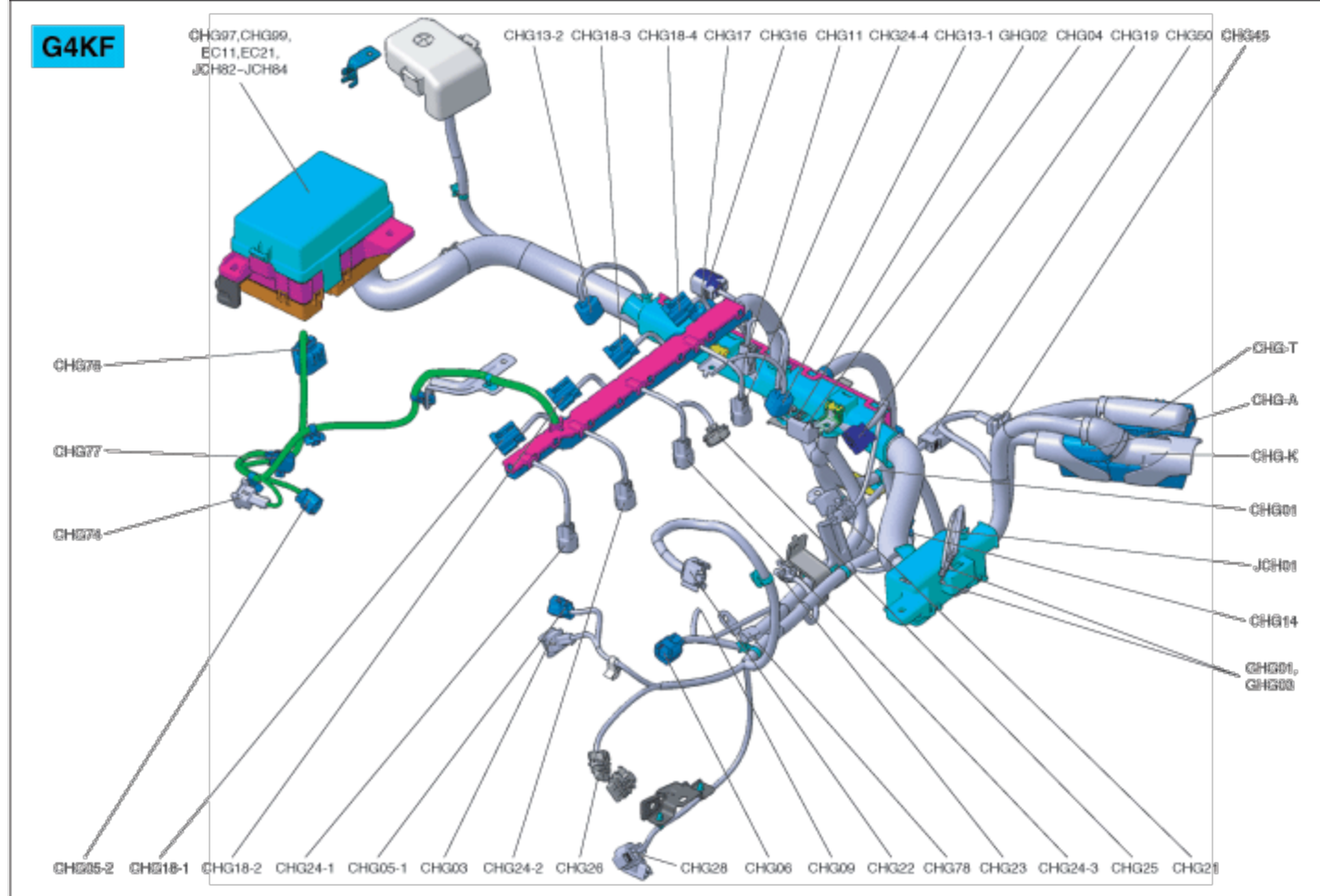
CHG01

JCH01

CHG14

GHG01,
GHG03

CHG05-2 CHG18-1 CHG18-2 CHG24-1 CHG05-1 CHG03 CHG24-2 CHG26 CHG28 CHG06 CHG09 CHG22 CHG78 CHG23 CHG24-3 CHG25 CHG21



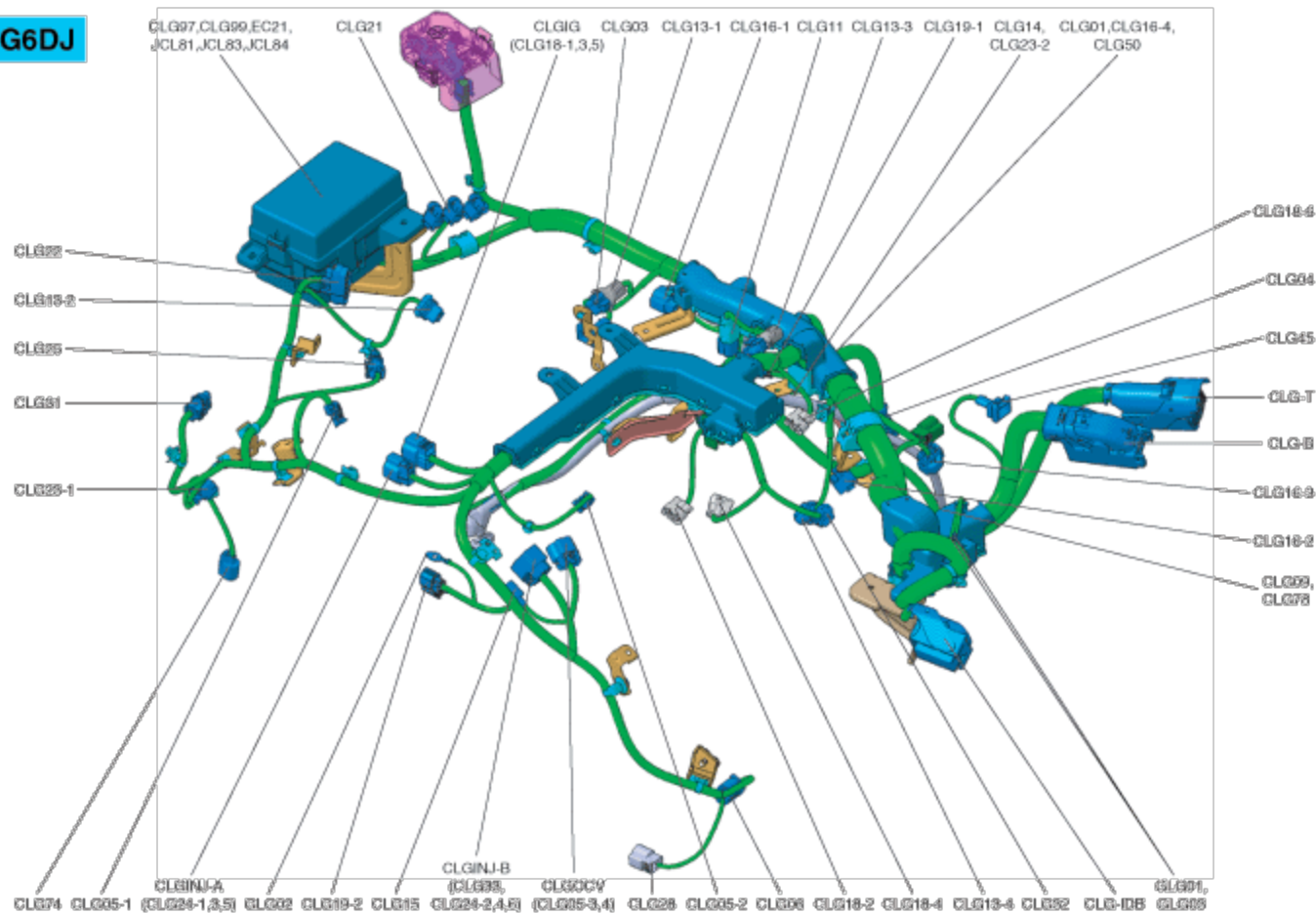
Control Harness (2)**HL-6****CONTROL HARNESS (G4KF : THETA 2.0L TCI)**

CHG01	Transaxle Range Switch	CHG97	F/Pump Relay
CHG03	Oil Temperature Sensor	CHG99	Engine Control Relay
CHG04	ATM Solenoid	CHG-A	ECM
CHG05-1	Oil Control Valve #1	CHG-K	ECM
CHG05-2	Oil Control Valve #2	CHG-T	TCM
CHG06	Alternator	JCH01	Joint Connector
CHG09	Start Solenoid	JCH82	Joint Connector
CHG11	Engine Coolant Temperature Sensor	JCH83	Joint Connector
CHG13-1	Camshaft Position Sensor #1	JCH84	Joint Connector
CHG13-2	Camshaft Position Sensor #2	EC11	Connection With Front Harness
CHG14	Crankshaft Position Sensor	EC21	Connection With Front Harness
CHG16	Oxygen Sensor (Up)	GHG01	Ground
CHG17	Oxygen Sensor (Down)	GHG02	Ground
CHG18-1	Ignition Coil #1	GHG03	Ground
CHG18-2	Ignition Coil #2		
CHG18-3	Ignition Coil #3		
CHG18-4	Ignition Coil #4		
CHG19	Condenser		
CHG21	Purge Control Solenoid Valve		
CHG22	ETC Motor & Throttle Position Sensor		
CHG23	Knock Sensor		
CHG24-1	Injector #1		
CHG24-2	Injector #2		
CHG24-3	Injector #3		
CHG24-4	Injector #4		
CHG25	MAP Sensor		
CHG26	Boost Pressure Sensor		
CHG28	Electronic A/C Compressor		
CHG45	Brake Fluid Level Sensor		
CHG50	Back-Up Lamp Switch		
CHG74	Power Steering Switch		
CHG76	Waste Gate Actuator		
CHG77	RCV Control Solenoid Valve		
CHG78	Start Motor		

Control Harness (3)

HL-7

G6DJ



Control Harness (4)**HL-8****CONTROL HARNESS (G6DJ : LAMBDA II 3.8L GDI)**

CLG01	Transaxle Range Switch	CLG31	Barometric Pressure Sensor
CLG03	Oil Temperature Sensor	CLG32	Fuel Pressure Regulator Valve
CLG04	ATM Solenoid	CLG45	Brake Fluid Level Sensor
CLG05-1	Oil Control Valve #1 (BANK1)(Exhaust)	CLG50	Back-Up Lamp Switch
CLG05-2	Oil Control Valve #2 (BANK2)(Exhaust)	CLG74	Power Steering Switch
CLG06	Alternator	CLG78	Start Motor
CLG09	Start Solenoid	CLG97	F/Pump Relay
CLG11	Engine Coolant Temperature Sensor	CLG99	Engine Control Relay
CLG13-1	Camshaft Position Sensor (BANK1)(Intake)	CLG-B	ECM
CLG13-2	Camshaft Position Sensor (BANK1)(Exhaust)	CLG-T	TCM
CLG13-3	Camshaft Position Sensor (BANK2)(Intake)	CLG-IDB	Injector Drive Box
CLG13-4	Camshaft Position Sensor (BANK2)(Exhaust)	JCL81	Joint Connector
CLG14	Crankshaft Position Sensor	JCL83	Joint Connector
CLG15	Oil Pressure Switch	JCL84	Joint Connector
CLG16-1	Oxygen Sensor #1 (B1/S1)	CLGIG	Connection With Ignition Coil Harness
CLG16-2	Oxygen Sensor #2 (B2/S1)	CLGINJ-A	Connection With Injector RH Harness
CLG16-3	Oxygen Sensor #3 (B1/S2)	CLGINJ-B	Connection With Injector LH Harness
CLG16-4	Oxygen Sensor #4 (B2/S2)	CLGOCV	Connection With Oil Control Valve Harness
CLG18-2	Ignition Coil #2	EC21	Connection With Front Harness
CLG18-4	Ignition Coil #4	GLG01	Ground
CLG18-6	Ignition Coil #6	GLG02	Ground
CLG19-1	Condenser #1	GLG03	Ground
CLG19-2	Condenser #2		
CLG21	Purge Control Solenoid Valve		
CLG22	ETC Motor & Throttle Position Sensor		
CLG23-1	Knock Sensor #1		
CLG23-2	Knock Sensor #2		
CLG25	MAP Sensor		
CLG28	Electronic A/C Compressor		

IGNITION COIL HARNESS

CLG18-1	Ignition Coil #1
CLG18-3	Ignition Coil #3
CLG18-5	Ignition Coil #5
CLGIG	Connection With Control Harness

INJECTOR LH HARNESS

CLG24-2	Injector #2
CLG24-4	Injector #4
CLG24-6	Injector #6
CLG33	Rail Pressure Sensor
CLGINJ-B	Connection With Control Harness

INJECTOR RH HARNESS

CLG24-1	Injector #1
CLG24-3	Injector #3
CLG24-5	Injector #5
CLGINJ-A	Connection With Control Harness

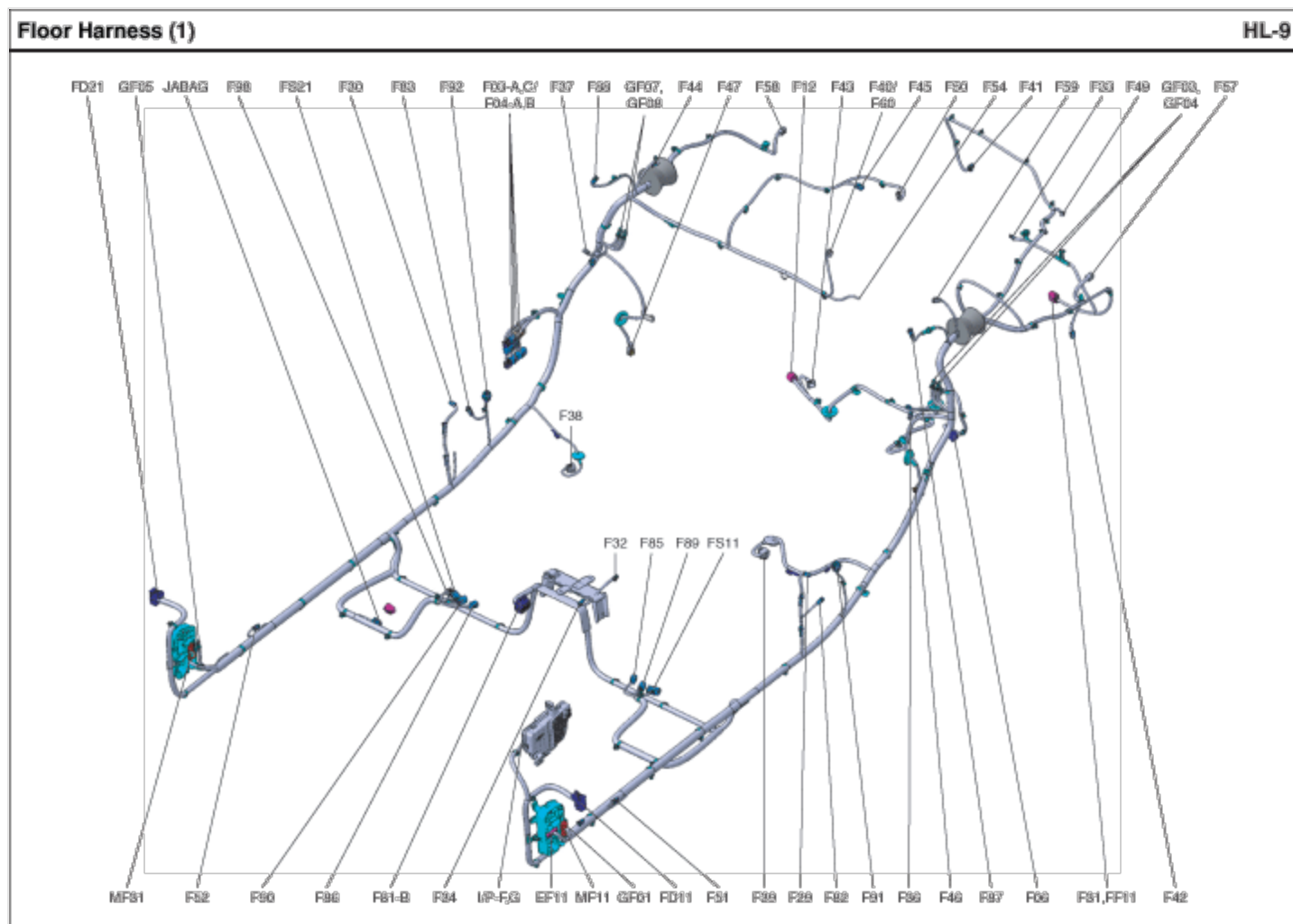
OIL CONTROL VALVE HARNESS

CLG05-3	Oil Control Valve #3 (BANK1)(Intake)
CLG05-4	Oil Control Valve #4 (BANK2)(Intake)
CLGOCV	Connection With Control Harness

Harness Layouts



Floor Harness



Floor Harness (2)**HL-10****FLOOR HARNESS**

F03-A	AMP (HACO)	F81-B	SRS Control Module
F03-C	AMP (HACO)	F82	Driver Seat Belt Pretensioner
F04-A	AMP (JBL)	F83	Passenger Seat Belt Pretensioner
F04-B	AMP (JBL)	F85	Driver Seat Belt Buckle Switch
F06	Auto Head Lamp Leveling Device Unit	F86	Passenger Seat Belt Buckle Switch
F12	Canister Close Valve	F87	Driver Curtain Air Bag
F29	Driver Door Switch	F88	Passenger Curtain Air Bag
F30	Passenger Door Switch	F89	Driver Side Air Bag
F31	License lamp (W/O Button Start)	F90	Passenger Side Air Bag
F32	Smart Key Interior Antenna #2	F91	Rear Side Impact Sensor LH
F33	Smart Key Trunk Antenna	F92	Rear Side Impact Sensor RH
F34	Parking Brake Switch	F98	PODS Module
F36	Rear Speaker LH	JABAG	Joint Connector
F37	Rear Speaker RH	I/P-F	Connection With Smart Junction Box
F38	Fuel Sub Sender	I/P-G	Connection With Smart Junction Box
F39	Fuel Sender & Fuel Pump Motor	EF11	Connection With Front Harness
F40	Woofer Speaker (JBL)	FD11	Connection With Driver Door Harness
F41	Trunk Lid Latch	FD21	Connection With Passenger Door Harness
F42	Fuel Filler Door Motor	FF11	Connection With Rear Bumper Harness
F43	Fuel Tank Pressure Sensor	FS11	Connection With Driver Seat Harness
F44	Glass Antenna	FS21	Connection With Passenger Seat Harness
F45	Trunk Room Lamp	MF11	Connection With Main Harness
F46	Rear Wheel Sensor LH	MF31	Connection With Main Harness
F47	Rear Wheel Sensor RH	GF01	Ground
F49	Spoiler Lamp	GF03	Ground
F50	High-Mounted Stop Lamp	GF04	Ground
F51	Driver Door Scuff Lamp	GF05	Ground
F52	Passenger Door Scuff Lamp	GF07	Ground
F54	RF Receiver	GF08	Ground
F57	Rear Combination Lamp LH		
F58	Rear Combination Lamp RH		
F59	Rear Defogger (+)		
F60	Woofer Speaker (HACO)		


Harness Layouts

**Door Harness**

Door Harness (1)

HL-11


Driver Door



DRIVER DOOR HARNESS

D01	Driver Smart Key Outside Handle
D02	Driver Door Lock Actuator
D03	Power Outside Mirror Switch
D04	Driver Power Outside Mirror
D05	Driver Pressure Side Impact Sensor
D06	Power Window Main Switch
D07-A	Driver Safety Power Window Module
D07-B	Driver Safety Power Window Module
D08	Driver Door Speaker
D09	Driver Door Tweeter Speaker
D10	Trunk Lid & Fuel Filler Door Switch
D20	Driver Door Lamp
UDA	Joint Point
FD11	Connection With Floor Harness

Passenger Door



PASSENGER DOOR HARNESS

D11	Passenger Smart Key Outside Handle
D12	Passenger Door Lock Actuator
D14	Passenger Power Outside Mirror
D15	Passenger Pressure Side Impact Sensor
D16	Passenger Power Window Switch
D17-A	Passenger Safety Power Window Module
D17-B	Passenger Safety Power Window Module
D18	Passenger Door Speaker
D19	Passenger Door Tweeter Speaker
D21	Passenger Door Lamp
UDB	Joint Point
FD21	Connection With Floor Harness

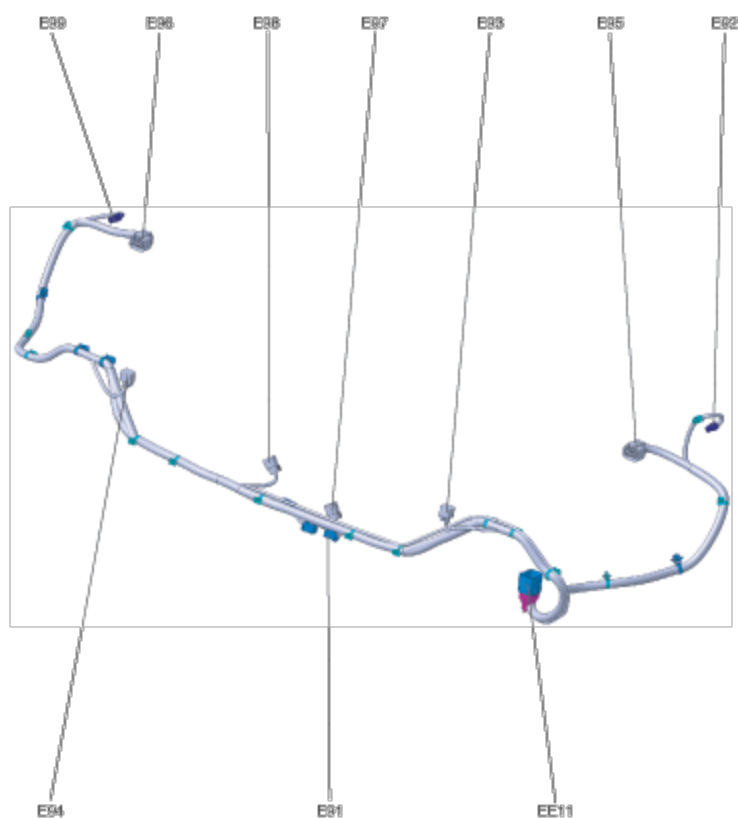
Harness Layouts



Front End Module Harness

Front End Module Harness (1)

HL-12



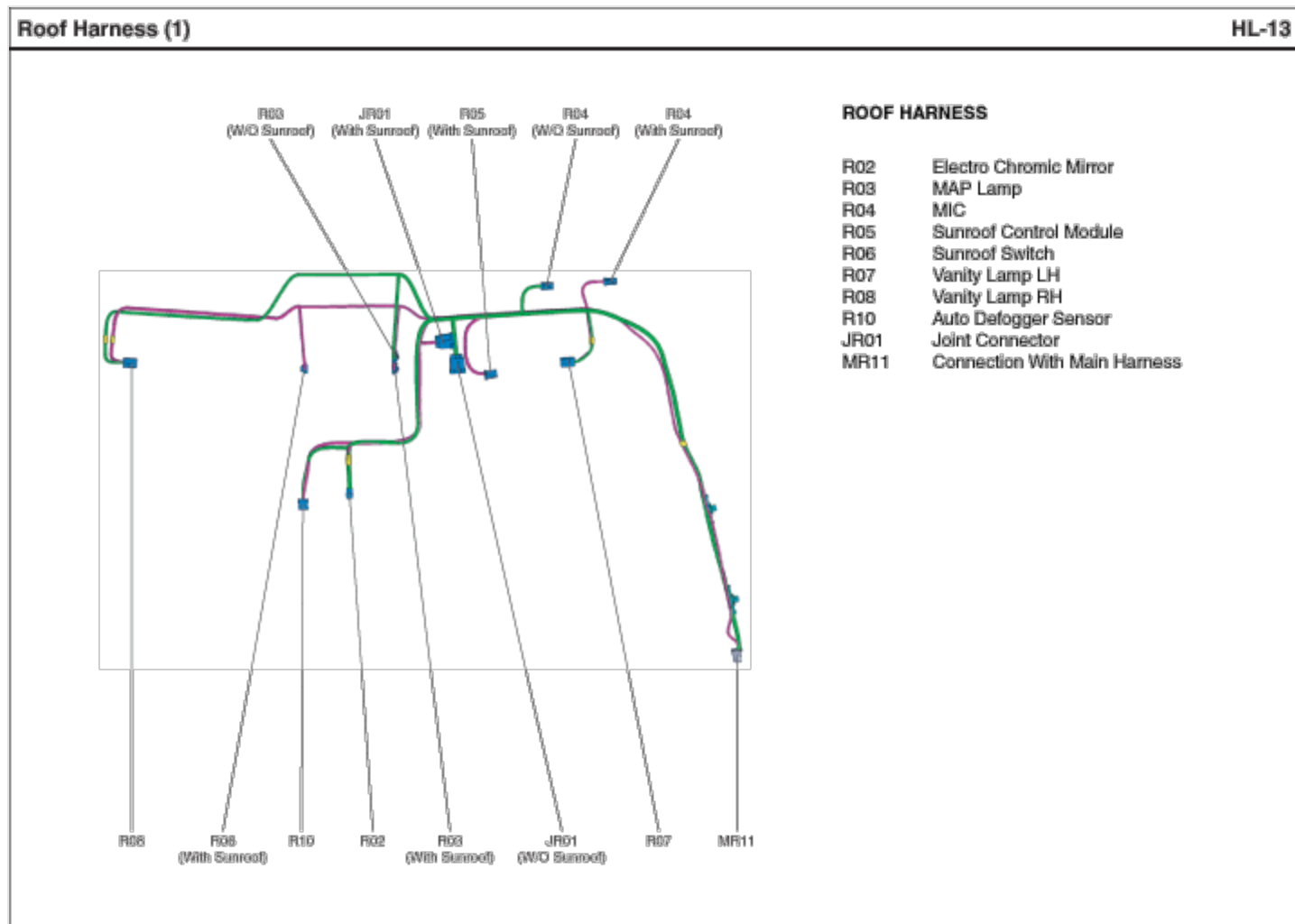
FRONT END MODULE HARNESS

E91	Ambient Temperature Sensor
E92	Head Lamp Leveling Device Actuator LH
E93	Driver Front Impact Sensor
E94	Passenger Front Impact Sensor
E95	Head Lamp LH
E96	Head Lamp RH
E97	Horn LH
E98	Horn RH
E99	Head Lamp Leveling Device Actuator RH
EE11	Connection With Front Harness

Harness Layouts



Roof Harness



Harness Layouts




Console EXT. Harness

Console EXT. Harness (1)

HL-14

CONSOLE EXT. HARNESS

M81 FOB Holder
M82 Console Power Outlet
MM11 Connection With Main Harness



Harness Layouts



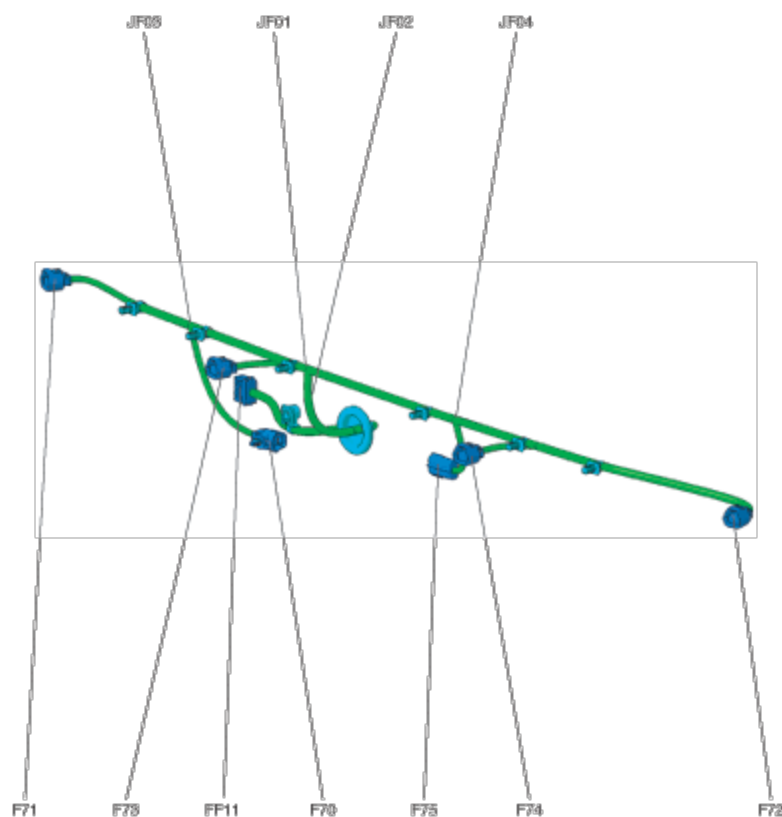
Rear Bumper Harness

Rear Bumper Harness (1)

HL-15

REAR BUMPER HARNESS

F70	Smart Key Bumper Antenna
F71	Rear Parking Assist Sensor Side LH
F72	Rear Parking Assist Sensor Side RH
F73	Rear Parking Assist Sensor Center LH
F74	Rear Parking Assist Sensor Center RH
F75	License Lamp (With Button Start)
JF01	Joint Connector
JF02	Joint Connector
JF03	Joint Connector
JF04	Joint Connector
FF11	Connection With Floor Harness



Harness Layouts

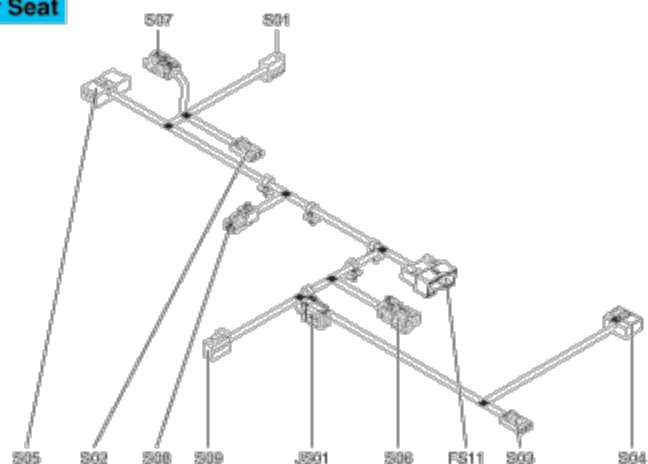


Seat Harness

Seat Harness (1)

HL-16

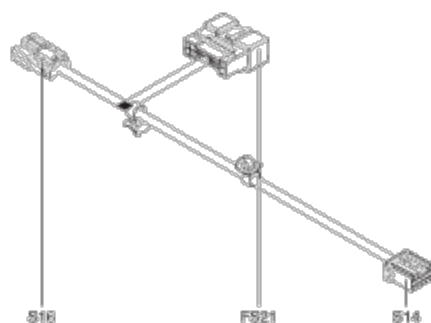
Driver Seat



DRIVER SEAT HARNESS

S01	Driver Slide Motor
S02	Driver Front Height Adjuster Motor
S03	Driver Rear Height Adjuster Motor
S04	Driver Seat Warmer Module
S05	Driver Seat Manual Switch
S06	Driver Cushion Warmer
S07	Driver Lumbar Support Switch
S08	Driver Lumbar Support Motor
S09	Driver Slide Limit Switch
JS01	Joint Connector
FS11	Connection With Floor Harness

Passenger Seat



PASSENGER SEAT HARNESS

S14	Passenger Seat Warmer Module
S16	Passenger Cushion Warmer
FS21	Connection With Floor Harness