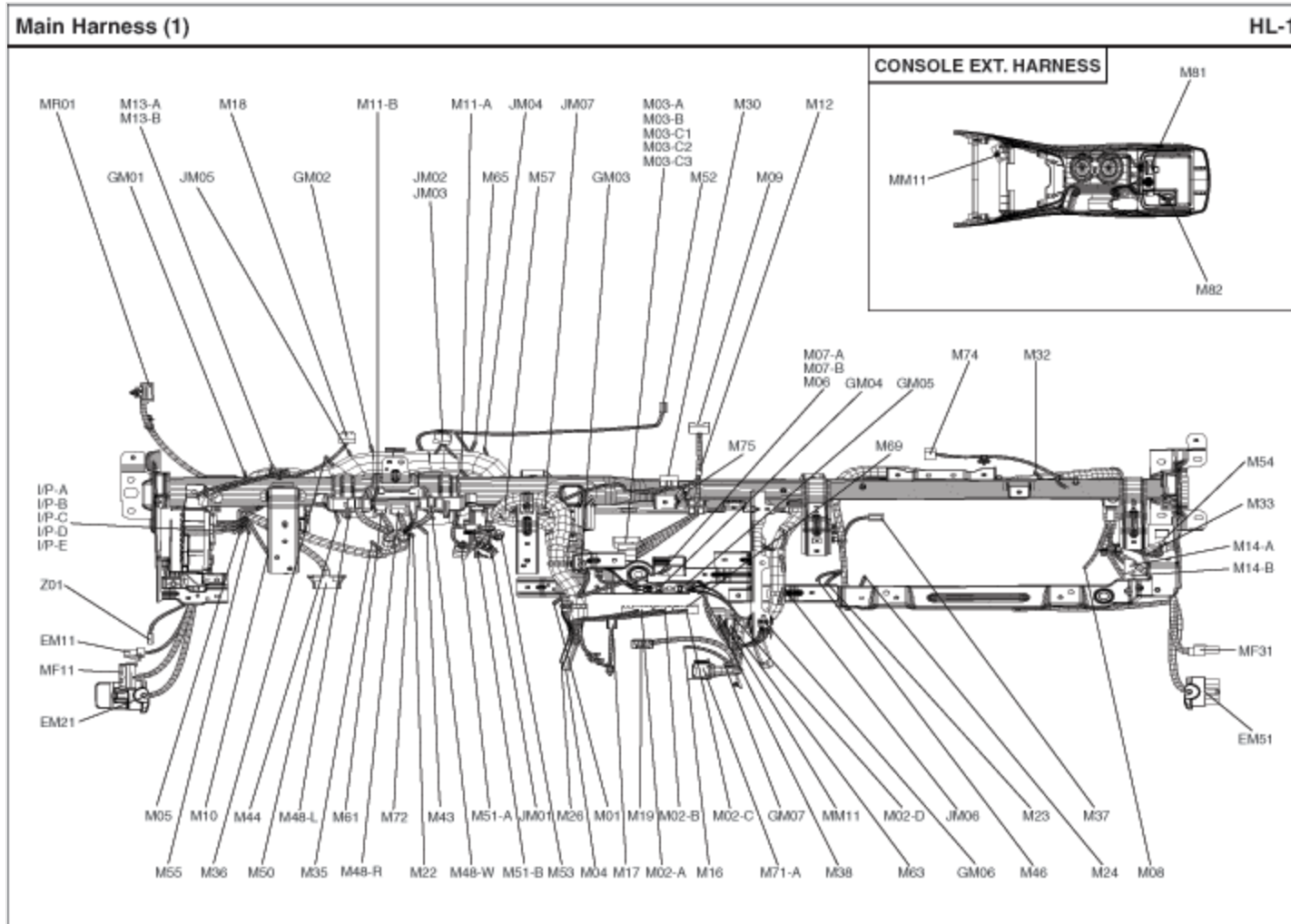


## Main Harness



## Main Harness



**Main Harness (2)****HL-2****MAIN HARNESS**

M01	Incar Temperature Sensor	M35	Ignition Switch	I/P-C	Connection With I/P JUNCTION BOX Harness
M02-A	BCM	M36	Immobilizer Module	I/P-D	Connection With I/P JUNCTION BOX Harness
M02-B	BCM	M37	Intake Actuator	I/P-E	Connection With I/P JUNCTION BOX Harness
M02-C	BCM	M38	Smart Key Interior Antenna (#1)	MM11	Connection With FRONT Harness
M02-D	BCM	M43	Door Warning Switch	EM11	Connection With FRONT Harness
M03-A	Audio	M44	Key Solenoid	EM21	Connection With FRONT Harness
M03-B	Audio	M46	Mode Actuator	EM51	Connection With FRONT Harness
M03-C1	Audio	M48-L	Multifunction Switch	MF11	Connection With FLOOR Harness
M03-C2	Audio	M48-R	Multifunction Switch (Remocon)	MF31	Connection With FLOOR Harness
M03-C3	Audio	M48-W	Multifunction Switch	MM11	Connection With CONSOLE EXT. Harness
M04	Front Power Outlet	M50	Data Link Connector	MR01	Connection With ROOF Harness
M05	ESC Switch	M51-A	PDM	Z01	DIODE
M06	A/C Control Module (Manual A/C)	M51-B	PDM	GM01	Ground
M07-A	A/C Control Module (Auto A/C)	M52	Auto Light & Photo Sensor/	GM02	Ground
M07-B	A/C Control Module (Auto A/C)		Security Indicator	GM03	Ground
M08	Blower Motor	M53	Rear Parking Assist Buzzer	GM04	Ground
M09	Center Speaker	M54	RF Receiver	GM05	Ground
M10	Flasher Unit	M55	Rheostat	GM06	Ground
M11-A	Instrument Cluster	M57	Start Stop Button Switch	GM07	Ground
M11-B	Instrument Cluster	M61	Steering Angle Sensor		
M12	Hazard Switch	M63	Sport Mode Switch		
M13-A	ICM Relay Box	M65	Temperature Actuator		
M13-B	ICM Relay Box	M69	Tire pressure monitoring module		
M14-A	Smart Key Control Module	M71-A	SRS Control Module		
M14-B	Smart Key Control Module	M72	Driver Air Bag	M81	USB & AUX Jack
M16	Passenger Seat Warmer Switch	M74	Passenger Air Bag	M82	Console Power Outlet
M17	Driver Seat Warmer Switch	M75	Telltale Lamp	MM11	Connection With MAIN Harness
M18	Trip Switch	JM01	Joint Connector		
M19	Yaw Rate Sensor	JM02	Joint Connector		
M22	Electronic Steering Column Lock	JM03	Joint Connector		
M23	Evaporator Sensor	JM04	Joint Connector		
M24	FET (Field Effect Transistor)	JM05	Joint Connector		
M26	FOB Holder	JM06	Joint Connector	M77	Audio Remocon Switch
M30	Multi Monitor	JM07	Joint Connector	M78	Bluetooth Remocon Switch
M32	Glove Box Lamp	I/P-A	Connection With I/P JUNCTION BOX Harness	M79	Cruise Remocon Switch
M33	Glove Box Lamp Switch	I/P-B	Connection With I/P JUNCTION BOX Harness	MM01	Connection With MAIN Harness

**CONSOLE EXT. HARNESS**

M81	USB & AUX Jack
M82	Console Power Outlet
MM11	Connection With MAIN Harness

**REMOCON SWITCH HARNESS**

M77	Audio Remocon Switch
M78	Bluetooth Remocon Switch
M79	Cruise Remocon Switch
MM01	Connection With MAIN Harness

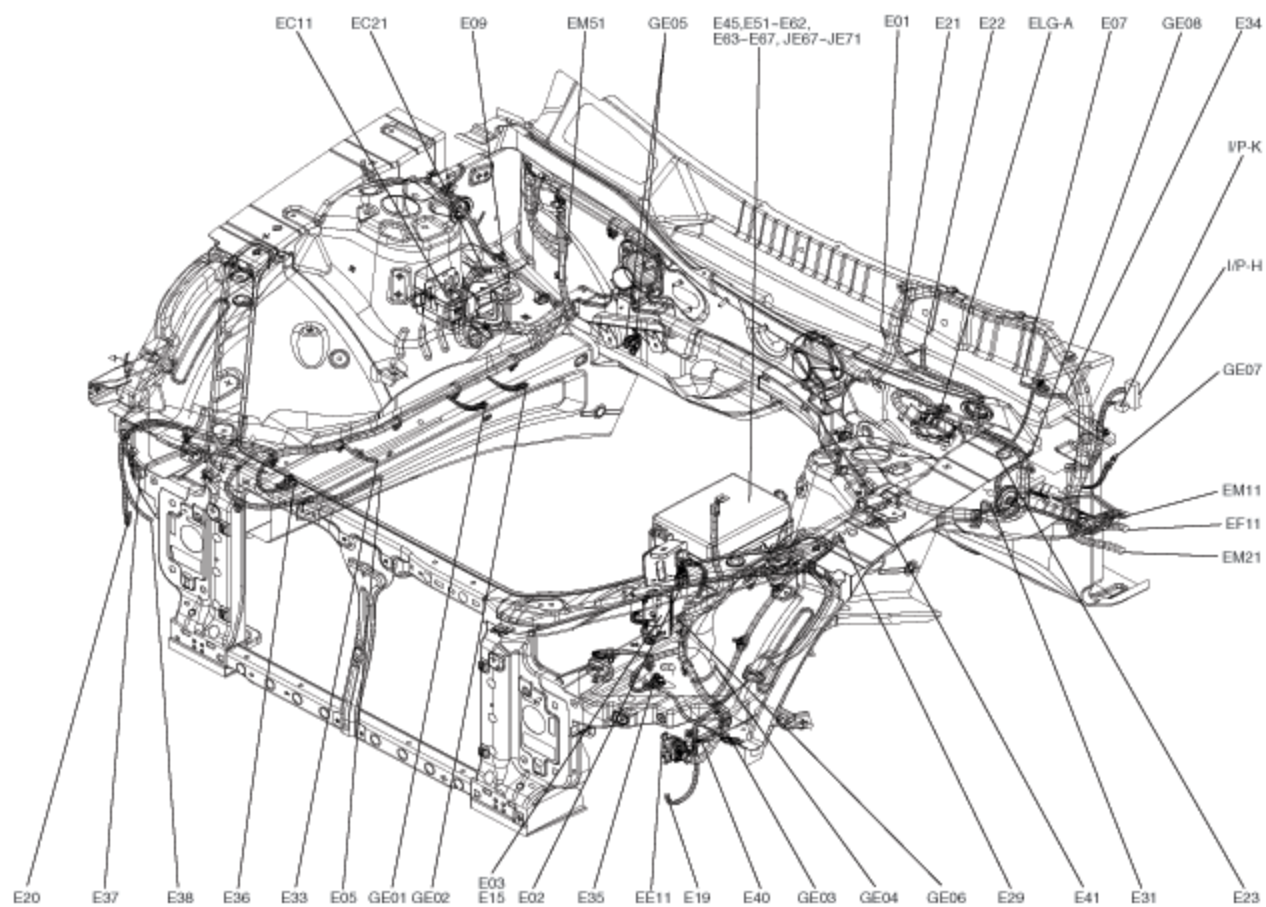
## Front Harness



## Front Harness

## Front Harness (1)

HL-9



## Front Harness (2)

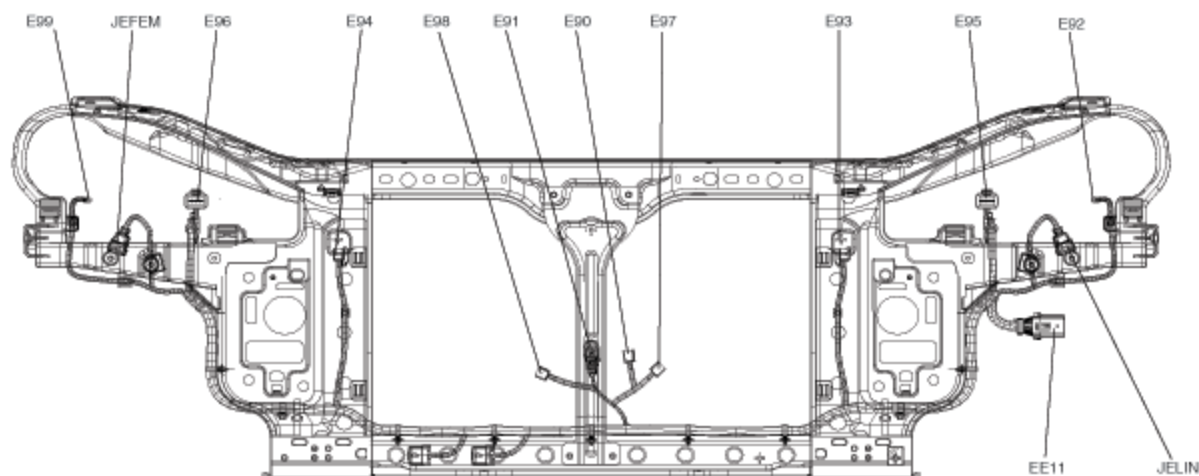
HL-10

## FRONT HARNESS

E01	Accel Pedal Position Sensor	E60	Horn Relay
E02	A/C Pressure Transducer	E61	Start Relay
E03	ABS Control Module	E62	HTD Glass (RR) Relay
E05	Cooling Fan Controller	E63	HTD Glass (FR) Relay
E07	Cruise Clutch Pedal Position Switch	E64	Fog LP (FR) Relay
E09	DRL Resistor	E65	Wiper (FR) Relay
E15	ESC Control Module	E66	Sub Start Relay
E19	Front Fog Lamp LH	E67	Vacuum Pump Relay
E20	Front Fog Lamp RH	ELG-A	ECM (G6DA-GSL 3.8L)
E21	Front Wiper Motor	JE67	Joint Connector
E22	Windshield Defogger	JE68	Joint Connector
E23	Ignition Lock Switch	JE69	Joint Connector
E29	Hood Switch	JE70	Joint Connector
E31	Smart Key External Buzzer	JE71	Joint Connector
E33	Oil Pressure Switch	I/P-H	Connection With I/P JUNCTION BOX Harness
E34	Stop Lamp Switch	I/P-K	Connection With I/P JUNCTION BOX Harness
E35	Front Wheel Sensor LH	EC11	Connection With CONTROL Harness
E36	Front Wheel Sensor RH	EC21	Connection With CONTROL Harness
E37	Washer Motor	EE11	Connection With FRONT END MODULE Harness
E38	Washer Level Sensor	EF11	Connection With FLOOR Harness
E39	Generator	EM11	Connection With MAIN Harness
E40	Vacuum Pump	EM21	Connection With MAIN Harness
E41	Vacuum Switch	EM51	Connection With MAIN Harness
E45	Multipurpose Check Connector	GE01	Ground
E51	Cooling Fan (HI) Relay	GE02	Ground
E52	Cooling Fan (LO) Relay	GE03	Ground
E53	ESCL (IGN1) Relay	GE04	Ground
E54	ESCL (IGN2) Relay	GE05	Ground
E55	ESCL (ACC) Relay	GE06	Ground
E56	A/CON Relay	GE07	Ground
E57	B/UP LP Relay	GE08	Ground (G6DA-GSL 3.8L)
E58	H/LP (HI) Relay		
E59	H/LP (LO) Relay		

## Front Harness (3)

HL-11

**FRONT END MODULE HARNESS**

E90	Ambient Sensor(G4KF-GSL 2.0L)	E97	Horn LH
E91	Ambient Sensor	E98	Horn RH
E92	Head Lamp Leveling Device Actuator LH	E99	Head Lamp Leveling Device Actuator RH
E93	Front Impact Sensor LH	JELIN	Joint Connector
E94	Front Impact Sensor RH	JEFEM	Joint Connector
E95	Head Lamp LH	EE11	Connection With FRONT Harness
E96	Head Lamp RH		

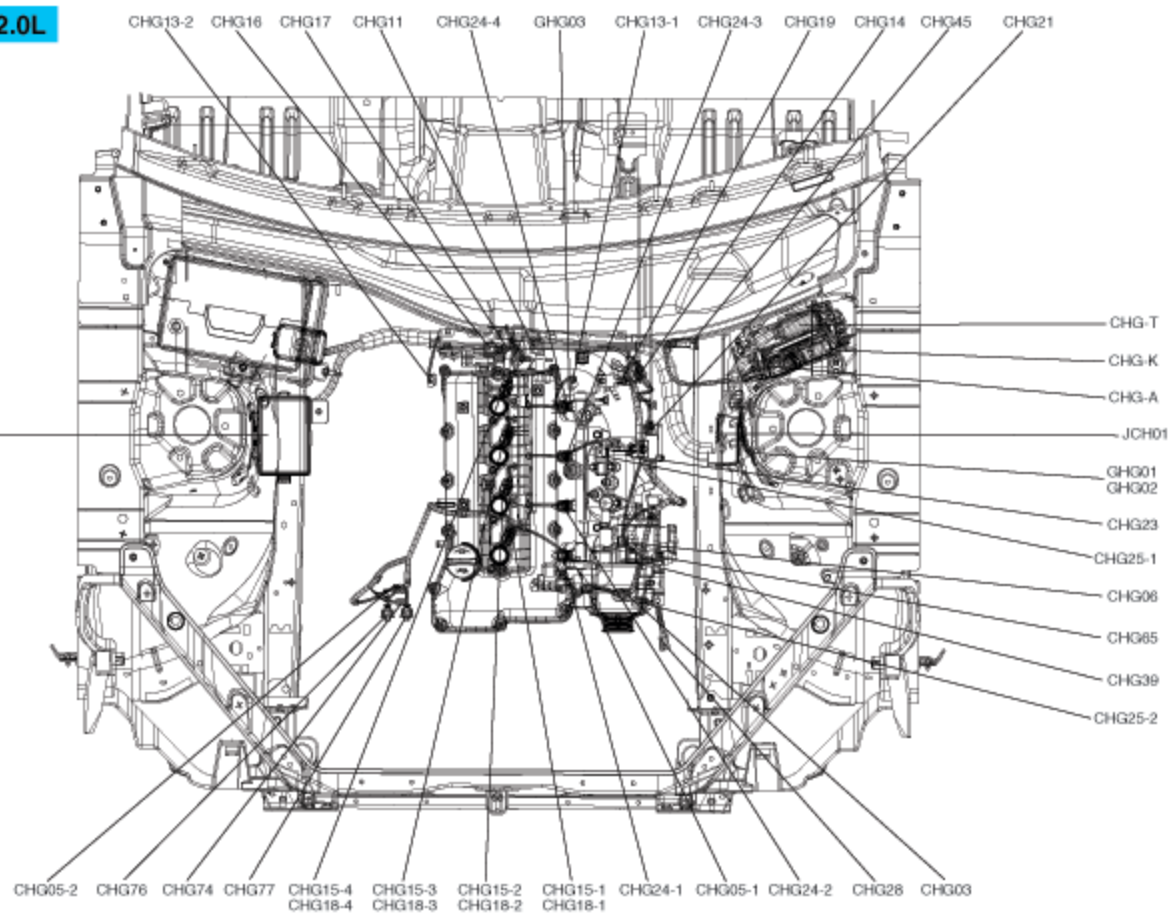


## Control Harness

## Control Harness (1)

HL-5

G4KF-GSL 2.0L

JCH81~JCH84,  
CHG97,CHG99,  
EC11,EC21

## Control Harness (2)

HL-6

## G4KF-GSL 2.0L


## CONTROL HARNESS

CHG03	Oil Temperature Sensor	CHG28	A/C Compressor
CHG05-1	Oil Control Valve #1	CHG39	Generator
CHG05-2	Oil Control Valve #2	CHG45	Brake Fluid Level Sensor
CHG06	Generator	CHG50	Back-Up Lamp Switch
CHG09	Start Solenoid	CHG65	ETC Motor & Throttle Position Sensor
CHG11	Engine Coolant Temperature Sensor & Sender	CHG74	Power Steering Switch
CHG13-1	Camshaft Position Sensor #1	CHG75-1	ATM Control Unit
CHG13-2	Camshaft Position Sensor #2	CHG75-2	ATM Control Unit
CHG14	Crankshaft Position Sensor	CHG75-3	ATM Control Unit
CHG15-1	Ignition Coil #1 (With IMMO.)	CHG76	WGT Control Solenoid Valve
CHG15-2	Ignition Coil #2 (With IMMO.)	CHG77	RCV Control Solenoid Valve
CHG15-3	Ignition Coil #3 (With IMMO.)	CHG78	Start Motor
CHG15-4	Ignition Coil #4 (With IMMO.)	CHG97	Fuel Pump Relay
CHG16	Oxygen Sensor (Up)	CHG99	Engine Control Relay
CHG17	Oxygen Sensor (Down))	CHG-A	ECM
CHG18-1	Ignition Coil #1 (W/O IMMO.)	CHG-K	ECM
CHG18-2	Ignition Coil #2 (W/O IMMO.)	CHG-T	TCM
CHG18-3	Ignition Coil #3 (W/O IMMO.)	JCH01	Joint Connector
CHG18-4	Ignition Coil #4 (W/O IMMO.)	JCH81	Joint Connector
CHG19	Condenser	JCH82	Joint Connector
CHG21	Canister Purge Control Solenoid Valve	JCH83	Joint Connector
CHG23	Knock Sensor	JCH84	Joint Connector
CHG24-1	Injector #1	EC11	Connection With FRONT Harness
CHG24-2	Injector #2	EC21	Connection With FRONT Harness
CHG24-3	Injector #3	GHG01	Ground
CHG24-4	Injector #4	GHG02	Ground
CHG25-1	MAP Sensor #1	GHG03	Ground
CHG25-2	MAP Sensor #2		

## Control Harness (3)

HL-7

G6DA-GSL 3.8L



**Control Harness (4)****HL-8****G6DA-GSL 3.8L****CONTROL HARNESS**

CLG03 Oil Temperature Sensor  
 CLG05-1 Oil Control Valve #1 (Exhaust)  
 CLG05-2 Oil Control Valve #2 (Exhaust)  
 CLG06 Generator  
 CLG09 Start Solenoid  
 CLG11 Engine Coolant Temperature Sensor & Sender  
 CLG13-1 Camshaft Position Sensor #1 (Intake)  
 CLG13-2 Camshaft Position Sensor #1 (Exhaust)  
 CLG15 Oil Pressure Switch  
 CLG18-2 Ignition Coil #2  
 CLG18-4 Ignition Coil #4  
 CLG18-6 Ignition Coil #6  
 CLG19-1 Condenser #1  
 CLG19-2 Condenser #2  
 CLG21 Purge Control Solenoid Valve  
 CLG23-1 Knock Sensor #1  
 CLG23-2 Knock Sensor #2  
 CLG24-2 Injector #2  
 CLG24-4 Injector #4  
 CLG24-6 Injector #6  
 CLG25 MAP Sensor  
 CLG27 Mass Air Flow Sensor  
 CLG28 A/C Compressor  
 CLG29 Crankshaft Position Sensor  
 CLG30-1 Camshaft Position Sensor #2 (Intake)  
 CLG30-2 Camshaft Position Sensor #2 (Exhaust)  
 CLG39 Generator  
 CLG45 Brake Fluid Level Sensor  
 CLG50 Back-Up Lamp Switch  
 CLG65 ETC Motor & Throttle Position Sensor  
 CLG74 Power Steering Switch  
 CLG78 Start Motor  
 CLG93 Oxygen Sensor #1 (B1/S1)  
 CLG94 Oxygen Sensor #2 (B2/S1)  
 CLG95 Oxygen Sensor #3 (B1/S2)

CLG96 Oxygen Sensor #4 (B2/S2)  
 CLG97 Fuel Pump Relay  
 CLG99 Engine Control Relay  
 CLG-B ECM  
 CLG-ZF TCM  
 JCL81 Joint Connector  
 JCL82 Joint Connector  
 JCL83 Joint Connector  
 JCL84 Joint Connector  
 CLGIG Connection With IGNITION COIL Harness  
 CLGINJ Connection With INJECTOR Harness  
 CLGOCV Connection With OIL CONTROL VALVE Harness  
 EC21 Connection With FRONT Harness  
 GLG01 Ground  
 GLG02 Ground  
 GLG03 Ground

**IGNITION COIL HARNESS**

CLG18-1 Ignition Coil #1  
 CLG18-3 Ignition Coil #3  
 CLG18-5 Ignition Coil #5  
 CLGIG Connection With CONTROL Harness

**INJECTOR HARNESS**

CLG24-1 Injector #1  
 CLG24-3 Injector #3  
 CLG24-5 Injector #5  
 CLGINJ Connection with CONTROL Harness

**OIL CONTROL VALVE HARNESS**

CLG98-1 Oil Control Valve #1 (Intake)  
 CLG98-2 Oil Control Valve #2 (Intake)  
 CLGOCV Connection with CONTROL Harness

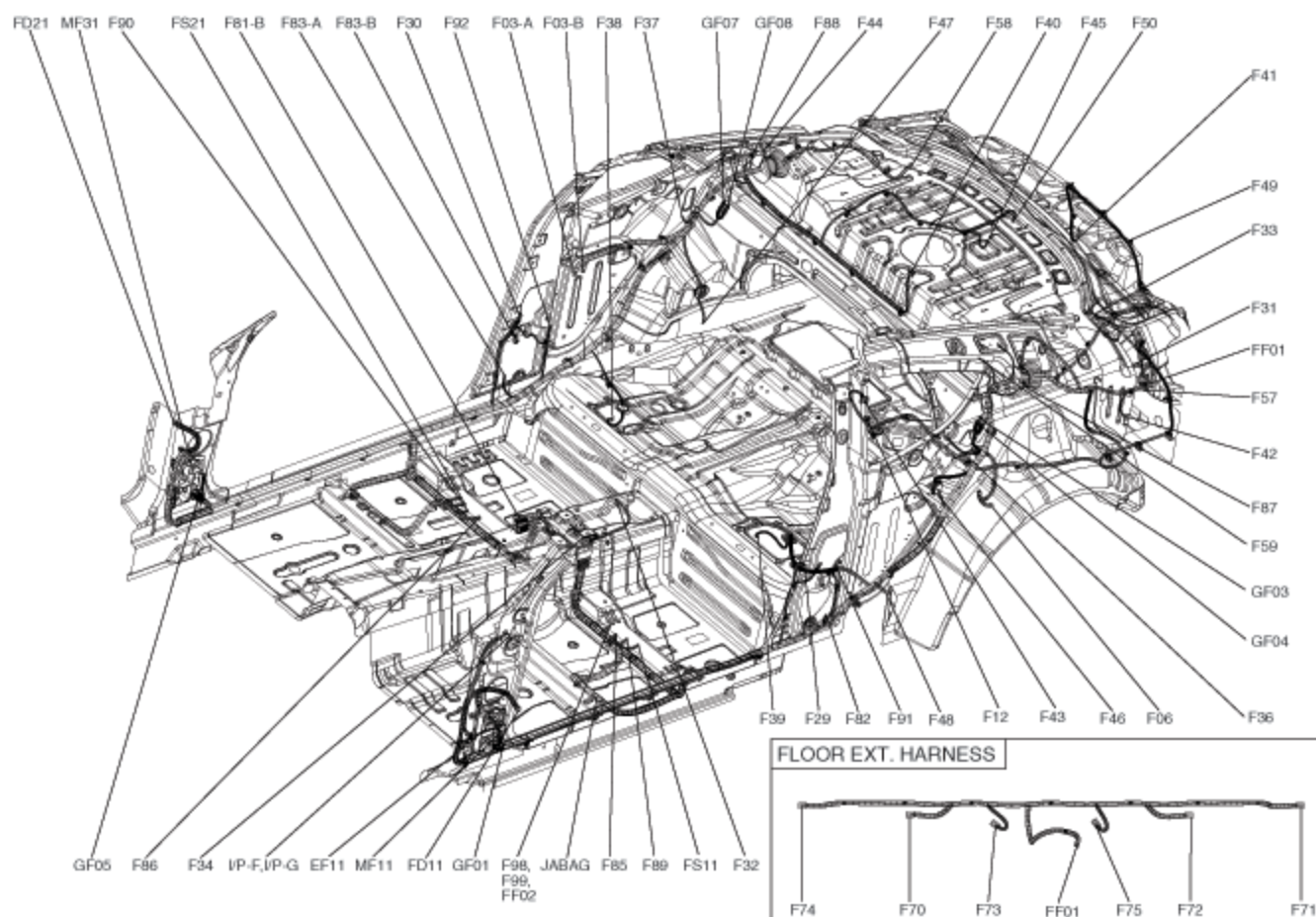
## Floor Harness



## Floor Harness

## Floor Harness (1)

HL-3



**Floor Harness (2)****HL-4****FLOOR HARNESS**

F03-A AMP  
 F03-B AMP  
 F06 Auto Head Lamp Leveling Device Sensor  
 F12 Canister Close Valve  
 F29 Driver Door Switch  
 F30 Passenger Door Switch  
 F31 License Lamp(W/O Button Start)  
 F32 Smart Key Interior Antenna (#2)  
 F33 Smart Key Trunk Antenna  
 F34 Parking Brake Switch  
 F36 Rear Speaker LH  
 F37 Rear Speaker RH  
 F38 Fuel Sub Sender  
 F39 Fuel Sender & Fuel Pump Motor  
 F40 Woofer Speaker  
 F41 Trunk Lid Latch  
 F42 Fuel Filler Door Motor  
 F43 Fuel Tank Pressure Sensor  
 F44 Glass Antenna  
 F45 Trunk Room Lamp  
 F46 Rear Wheel Sensor LH  
 F47 Rear Wheel Sensor RH  
 F48 Rear Parking Assist Control Module  
 F49 Spoiler Lamp  
 F50 High-Mounted Stop Lamp  
 F57 Rear Combination Lamp LH  
 F58 Rear Combination Lamp RH  
 F59 Rear Defogger (+)  
 F81-B SRS Control Module  
 F82 Driver Seat Belt Pretensioner  
 F83-A Passenger Seat Belt Pretensioner 'A'  
 F83-B Passenger Seat Belt Pretensioner 'B'  
 F85 Driver Seat Buckle Switch  
 F86 Passenger Seat Buckle Switch

F87 Driver Curtain Air Bag  
 F88 Passenger Curtain Air Bag  
 F89 Driver Side Air Bag  
 F90 Passenger Side  
 F91 Air Bag Driver Side Impact Sensor  
 F92 Passenger Side Impact Sensor  
 JABAG Joint Connector  
 I/P-F Connection With I/P JUNCTION BOX Harness  
 I/P-G Connection With I/P JUNCTION BOX Harness  
 EF11 Connection With FRONT Harness  
 FD11 Connection With DRIVER DOOR Harness  
 FD21 Connection With PASSENGER DOOR Harness  
 FF01 Connection With FLOOR EXT. Harness  
 FF02 Connection With PODS Harness  
 FS11 Connection With SEAT EXT. LH Harness  
 FS21 Connection With SEAT EXT. RH Harness  
 MF11 Connection With MAIN Harness  
 MF31 Connection With MAIN Harness  
 GF01 Ground  
 GF03 Ground  
 GF04 Ground  
 GF05 Ground  
 GF07 Ground  
 GF08 Ground

**PODS HARNESS**

F98 PODS Module  
 F99 Pressure Sensor  
 FF02 Connection With FLOOR Harness

**FLOOR EXT. HARNESS**

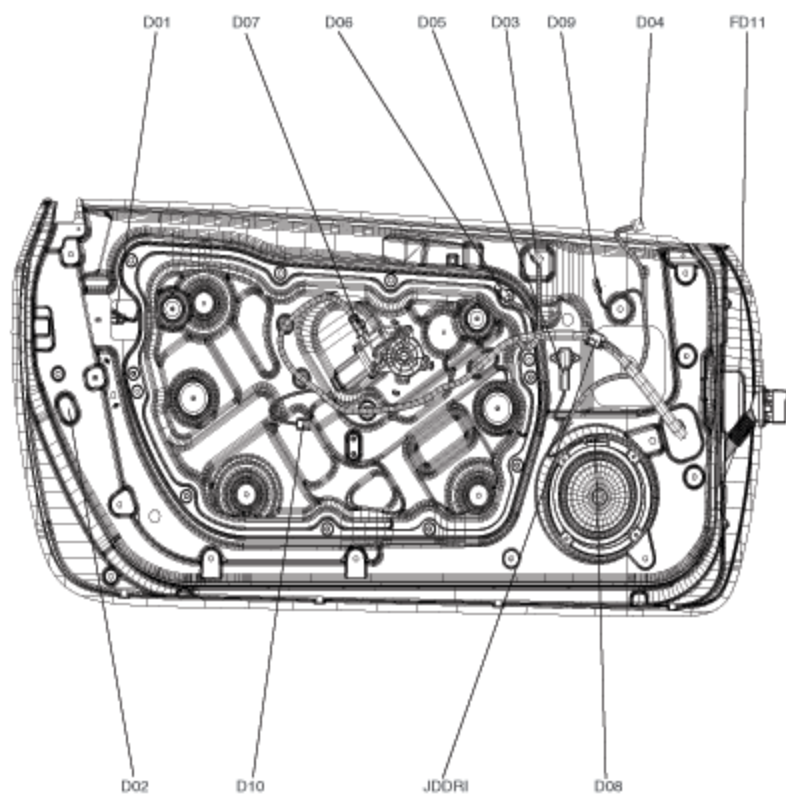
F70 Smart Key Bumper Antenna  
 F71 Rear Parking Assist Sensor Side RH  
 F72 Rear Parking Assist Sensor RH  
 F73 Rear Parking Assist Sensor LH  
 F74 Rear Parking Assist Sensor Side LH  
 F75 License Lamp(With Button Start)  
 FF01 Connection With FLOOR Harness



## Door Harness

### Door Harness (1)

HL-12

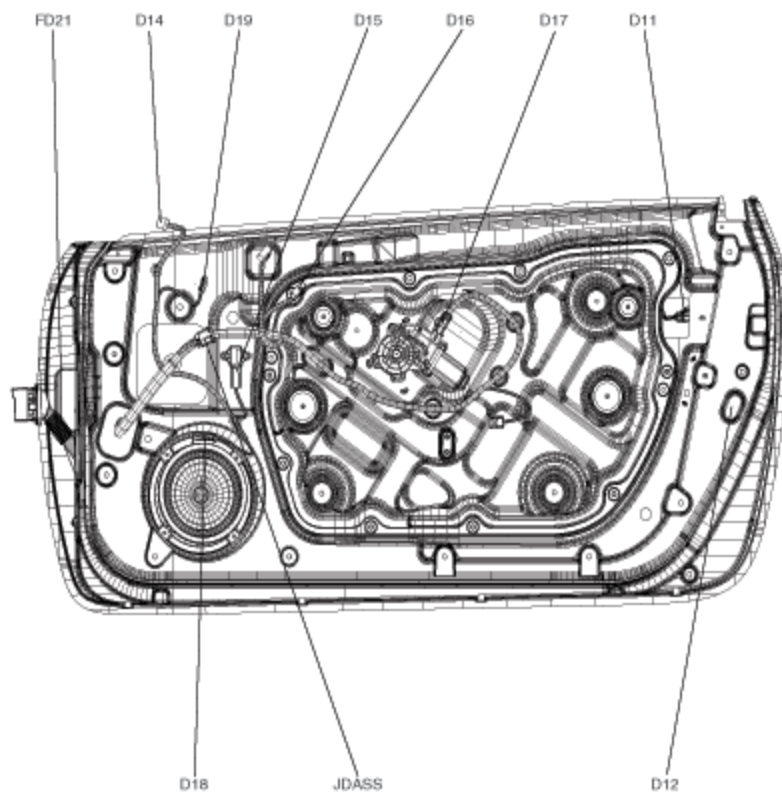


#### DRIVER DOOR HARNESS

D01	Driver Smart Key Outside Handle
D02	Driver Door Lock Actuator
D03	Power Outside Mirror Switch
D04	Power Outside Mirror LH
D05	Driver Pressure Side Impact Sensor
D06	Driver Power Window Switch
D07	Driver Safety Window Module
D08	Driver Door Speaker
D09	Driver Tweeter Speaker
D10	Trunk Lid & Fuel Filler Door Switch
JDDRI	Joint Connector
FD11	Connection With FLOOR Harness

## Door Harness (1)

HL-13

**PASSENGER DOOR HARNESS**

D11	Passenger Smart Key Outside Handle
D12	Passenger Door Lock Actuator
D14	Power Outside Mirror RH
D15	Passenger Pressure Side Impact Sensor
D16	Passenger Power Window Switch
D17	Passenger Safety Window Module
D18	Passenger Door Speaker
D19	Passenger Tweeter Speaker
JDASS	Joint Connector
FD21	Connection With FLOOR Harness

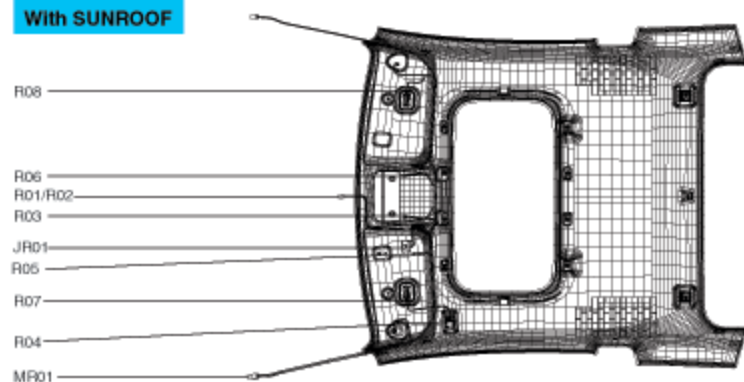


## Roof Harness

## Roof Harness (1)

HL-14

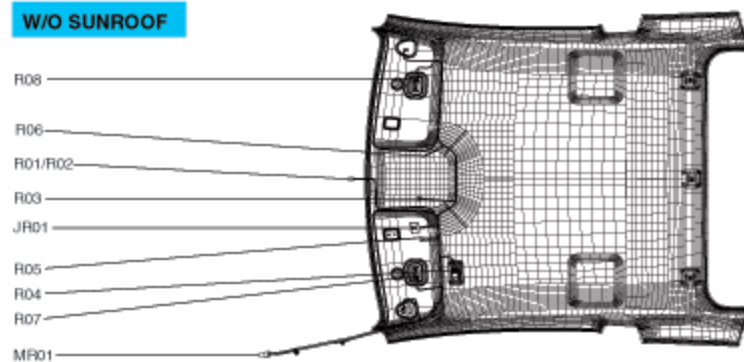
## With SUNROOF



## ROOF HARNESS

R01	Electro Chromic Mirror
R02	Home Link
R03	Map Lamp
R04	Bluetooth MIC
R05	Sunroof Control Module
R06	Sunroof Switch
R07	Vanity Lamp LH
R08	Vanity Lamp RH
JR01	Joint Connector
MR01	Connection With MAIN Harness

## W/O SUNROOF



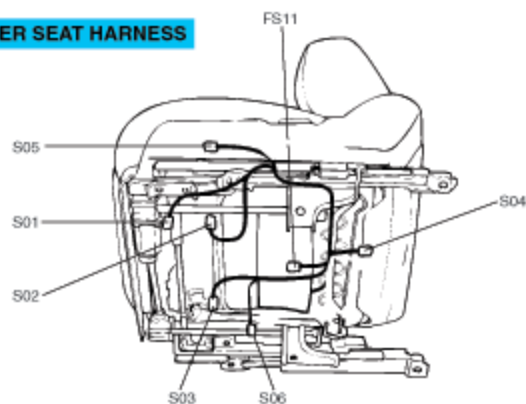


## Seat Harness

### Seat Harness (1)

HL-15

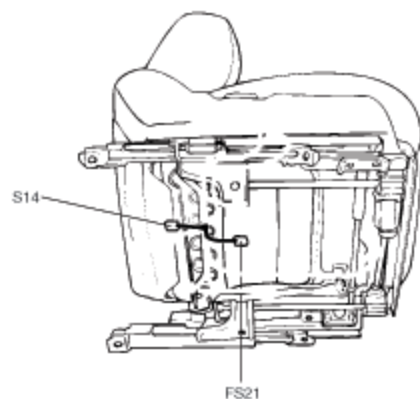
#### DRIVER SEAT HARNESS



#### DRIVER SEAT HARNESS

S01	Driver Slide Motor
S02	Driver Front Height Motor
S03	Driver Rear Height Motor
S04	Driver Seat Warmer
S05	Driver Power Seat Switch
S06	Driver Slide Limit Switch
FS11	Connection With FLOOR Harness

#### PASSENGER SEAT HARNESS



#### PASSENGER SEAT HARNESS

S14	Passenger Seat Warmer
FS21	Connection With FLOOR Harness